

642E

642E SINGLE-SPEED ELECTRONIC CENTRIFUGE

Part # 00-018-260-000



The 642E is the **world's best-selling clinical laboratory centrifuge**. Easy two-button operation ensures repeatability and standardization, while advanced design delivers high-quality blood separation every time. Its preset speed and runtime make the 642E the ideal choice for consistency in doctor's offices, patient service centers, and outreach locations.

Easy to Use

Spin samples with the press of just one button. The 642E processes 75-100 mm (3-10 mL) tubes for chemistry, coag, and PPP.

Simple Settings

The 642E features a preset runtime of 10 minutes at 1,600 xg for all common chemistry needs.

Built to Last

No routine maintenance. The brushless motor and unique convection-based cooling system ensure years of high-quality separations.

Engineered for Safety

Protect your lab with the clear, shatterproof lid, which locks until the centrifuge has stopped completely.

A Great Value

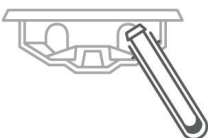
Get the world's #1 clinical laboratory centrifuge at a price that fits any budget. The unit arrives ready for use with the horizontal rotor, tube holders, and 2-year warranty included in the affordable price.

2-Stage Horizontal Rotor

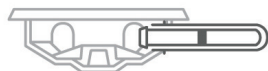
Our patented swing-out horizontal rotor design incorporates a unique test tube holder that produces the ideal horizontally separated samples.

Part Number	00-018-260-000
Applications	Chemistry, Coag, PPP
Max Speed	1,600 xg Max RCF, 3,380 Max RPM
Max Capacity	6 x 75-100 mm (3-10 mL)
Included	Horizontal Rotor, Tube Holders
Warranty	2 years (rotor: lifetime warranty)

Loading Angle



Rotation Angle




Designed, built, and supported in the USA

642E Centrifuge

Part Numbers	642E
Centrifuge	00-018-260-000
75-100 mm tube holders	7713079K (6 qty)
1 yr Warranty Extension	03-0-0007-0001
2 yr Warranty Extension	03-0-0007-0002
3 yr Warranty Extension	03-0-0007-0006

Specifications	642E
Sound level	64 dBA
Dimensions (W x D x H)	11.75 x 14 x 8.75 in 30 x 35.5 x 22 cm
Weight	11 lbs (5 kg)
Max RPM	3380 RPM
Max G-Force	1600 xg
Power	115 VAC, 50/60Hz



Safety lid automatically locks during operation and will not open until the centrifuge has stopped

QR code for easy access to support videos, manuals, and more

Brushless motor ensures quiet, maintenance-free operation

Lights illuminate to indicate running, locked, unlocked

Simple two-button controls

Reinforced guard bowl for maximum safety

OTHER MODELS



642M

Mobile centrifugation for blood and urine
For use with 12V outlet



642B

Analog dial selects cycle time from 1-30 minutes
For blood and urine



HORIZON Flex

Digital display, available for 6, 12, 24 tubes
10 cycles, for blood and urine



www.boekelsci.com
boekel-info@boekelsci.com

215-396-8200, ext 5
800-336-6929, ext 5

