

642B

642B

HORIZONTAL SINGLE-SPEED CENTRIFUGE

Part # 00-016-260-000

Produce high-quality sample separations at our most affordable price. The 642B's simple, single-speed settings and adjustable mechanical timer meet a variety of blood specimen preparation needs. The unique rotor design allows for horizontal processing with minimal maintenance and no hassle.

A Great Value

Unbeatable quality for any budget. Each unit arrives ready to run with a rotor, tube holders, and 2-year warranty included in the affordable price.

Easy to Use

The 642B offers powerful single-speed processing with an easily adjustable mechanical timer. Set to run at a constant 1,600 xg, the 642B allows selection of cycle time from 1 to 30 minutes.

Cool Operation

Unique design of the motor housing and rotation chamber keeps specimens cool during processing.

Built to Last

Reinforced components and brushless motor provide years of maintenance-free operation. The clear, shatterproof lid enhances lab safety.

2-Stage Horizontal Rotor

Our patented swing-out horizontal rotor design incorporates a unique test tube holder that produces the ideal horizontally separated samples.

For Better Repeatability

When consistency is key, please consider the single-speed, electronic **642E**. The 642E is the world's best-selling clinical laboratory centrifuge and features a simple, two-button interface and preset runtime for all common chemistry needs.

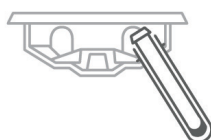


Model 642E

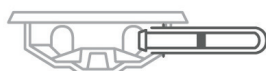


Part Number	00-016-260-000
Applications	Chemistry, Coag, PPP
Max Speed	1,600 xg Max RCF, 3,380 Max RPM
Max Capacity	6 x 75-100 mm (3-10 mL)
Included	Horizontal Rotor, Tube Holders
Warranty	2 years (rotor: lifetime warranty)

Loading Angle



Rotation Angle




Designed, built, and supported in the USA

642B Centrifuge

Part Numbers	642B
Centrifuge	00-016-260-000
75-100 mm tube holders	7713079 (6 qty)
1 yr Warranty Extension	03-0-0007-0001
2 yr Warranty Extension	03-0-0007-0002
3 yr Warranty Extension	03-0-0007-0006

Specifications	642B
Sound level	65 dBA
Dimensions (W x D x H)	11.75 x 14 x 8.75 in 30 x 35.5 x 22 cm
Weight	11 lbs (5 kg)
Max RPM	3380 RPM
Max G-Force	1600 xg
Power	115 VAC, 50/60Hz



OTHER MODELS



642E

World's #1 clinical lab centrifuge
For blood and urine



642M

For mobile centrifugation of blood and urine
For use with 12V outlet



HORIZON Flex

Digital display, available for 6, 12, 24 tubes
10 cycles, for blood and urine



www.boekelsci.com
boekel-info@boekelsci.com

215-396-8200, ext 5
800-336-6929, ext 5

